



User Manual for NRT Insurance

July 2024

Non Resident Tamils Welfare Dept.,
Government of Tamil Nadu, Chennai

Details to have handy

1. PAN Card number & Aadhaar Card number/ Driving license number/ Voter ID card number/ Passport number
2. PAN Card copy & Aadhaar Card copy / Driving license copy / Voter ID card copy / Passport copy

Premium details

Personal Accident (Coverage options)	Premiums (inclusive of GST) – Payable once in 3 years
Rs.5,00,000	Rs.466.1
Rs.10,00,000	Rs.826

Critical illness (Coverage options)	Premiums (inclusive of GST) – Payable every year
Rs.1,00,000	Rs.413
Rs.2,00,000	Rs.826
Rs.3,00,000	Rs.1,239
Rs.4,00,000	Rs.1,652
Rs.5,00,000	Rs.2,065

How to apply for NRT Insurance

You will need an NRT ID card to apply for insurance. Please apply for NRT ID card, if you need Insurance

1

On receiving ID card, login using
<https://nrtamils.tn.gov.in/>

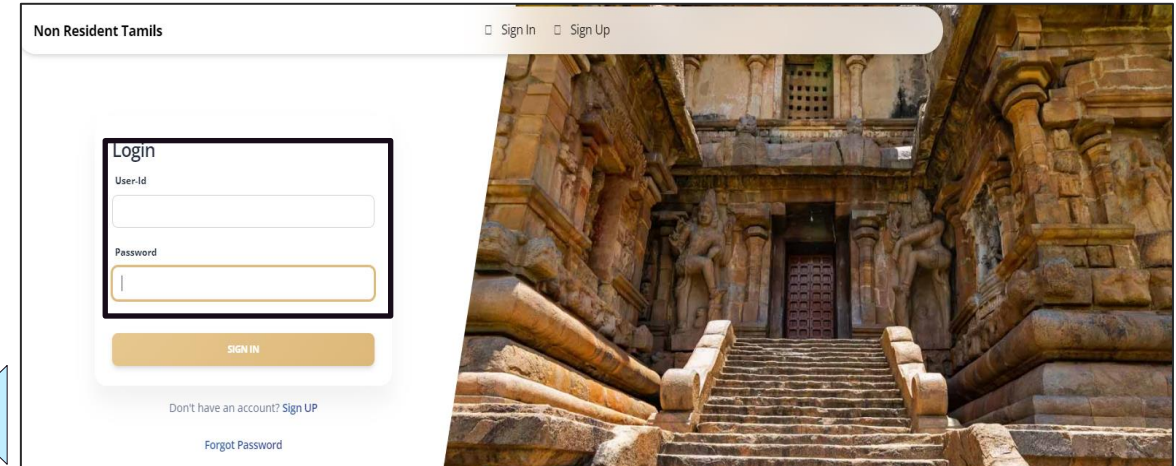


2

Click on 'LOGIN' on the top right hand corner of the page

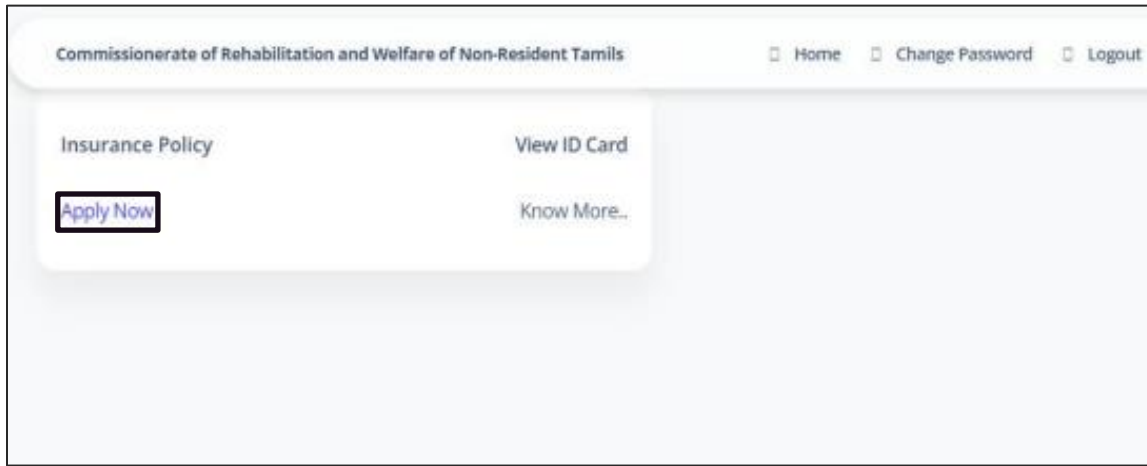
3

Enter your User ID and password



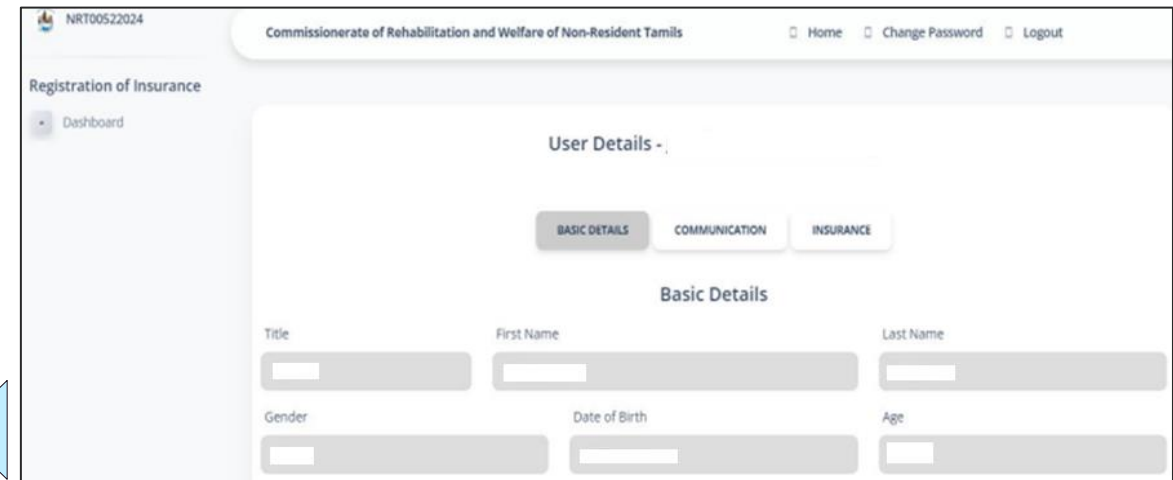
How to apply for NRT Insurance

4 The below dashboard will open up as soon as you enter details



5 Click on 'Apply Now' under insurance policy

6 All the details you provided for the NRT ID Card will be automatically populated..



How to apply for NRT Insurance

7 Upload the documents requested and enter any new additional information requested

Occupational Status*
Marital Status*
Qualifications*

Currently Residing Country*
(If you are NRT abroad, please mention the country you are going to or country you're currently residing in and if you are NRT India, Please select India)

Type of Government Proof*
Aadhaar Number*
Aadhaar Document*
Choose File d.png
Valid Aadhaar number
Note - Please upload an image in PNG, JPG, or JPEG format with a file size below 2MB.

PAN*
Upload PAN*
Choose File d.png
Valid PAN number
Note - Please upload an image in PNG, JPG, or JPEG format with a file size below 2MB.

Next / CANCEL

8

After verifying the details, click on 'Next'

9 Verify all the communication details and click on 'Next'

BASIC DETAILS COMMUNICATION INSURANCE

Communication Details

Country Code* Phone No.* This is also my WhatsApp number*
+92 984758934758 Yes No

Country Code(for Whatsapp)* Whatsapp Number.*
+92 984758934758

Current residential Address (This will be used for communication):

Door No.* Street Name* Country*
67 Parvathipuram Pakistan

State (or) Region* District (or) City* Pincode / ZIP Code*
Palastein Palastein 78679898

Address in Tamil Nadu:

Door No.* Street Name* District*
67 Parvathipuram Madurai

State* Pincode*
Madurai 878978

Previous / Next / CANCEL

How to apply for NRT Insurance

10 Select your insurance coverage option and click on the self declaration after checking the diseases list

The screenshot shows the 'Registration of Insurance' form. The 'Insurance Details' section includes two dropdown menus: 'Choose your Accident insurance coverage*' with '5 lakhs coverage' selected, and 'Do you want to get critical illness insurance?*' with '1 lakh coverage' selected. Below these is a checkbox labeled 'I have not taken treatment or suffering from any of the listed Critical Illness in the past. (click the hyperlink for the list of diseases)'. The 'Nominee Details' section is highlighted with a red box and contains fields for Name*, Relationship*, DOB*, Age*, and Gender*.

11 Fill in Nominee details and check the payment details below

The screenshot shows a table with the following data:


S.No.	Insurance Coverage Type	Amount With GST
1	Accidental Insurance Coverage - 5 lakhs coverage	Rs. 466
2	Critical Illness Coverage - 1 lakh coverage	Rs. 413
3	Total Amount	Rs. 879

Below the table, there is a checkbox labeled 'நான் நியமனத்தையும் நிபந்தனைகளும் ஒத்துக்கொள்கிறேன் / I accept the terms and conditions' and a link 'Click here to view the document'. At the bottom right, there are three buttons: 'முன் செல் / PREVIOUS', 'PAY NOW', and 'CANCEL'.

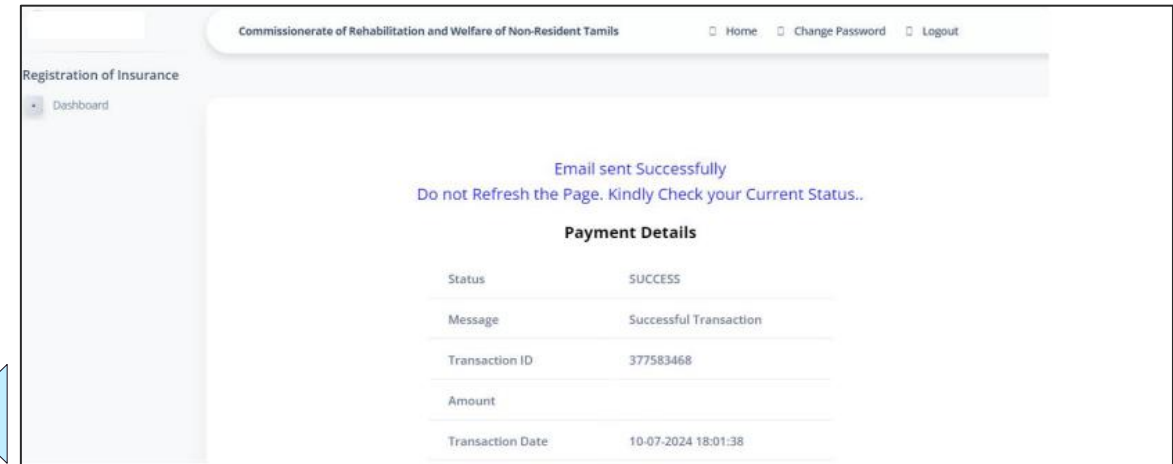
12 Click on 'Pay Now' to proceed with the payment

How to apply for NRT Insurance

13 Select the mode of payment – UPI, Netbanking or Debit/Credit card and make the necessary payment



14 Once the payment is made, you will receive the below acknowledgement and a mail confirmation



15 You will receive your insurance policy within 15-30 days, please check your dashboard to download the policy



நன்றி.
Thank you.

4th Floor, Ezhilagam Annex,
Chepauk, Chennai - 600005,
Tamil Nadu, India.

Follow us:



/NRTamilsWelfare



1800 309 3793 (India)
+91 80 6900 9900 (Overseas)



nrtamils.tn.gov.in



nrtchennai@tn.gov.in